




AUTOMATIC BAND SAWS  
WITH SNC SYSTEM

**AH-320H**

**AH-4038H**

**AH-7652H**



Model		AH-7652H	AH-4038H	AH-320H	
Max. Capacity		520 mm (20.5")	380 mm (15")	320 mm (12.5")	
		520 x 520 mm (20.5" x 20.5")	380 x 380 mm (15" x 15")	320 x 320 mm (12.6" x 12.6")	
		760 x 520 mm (30" x 20.5")	400 x 380 mm (15.75" x 15")	380 x 320 mm (15" x 12.6")	
Saw Blade	Speed	Quick	15 ~ 120 m/min (50 ~ 390 fpm)	20 ~ 100 m/min (66 ~ 328 fpm)	20 ~ 100 m/min (66 ~ 328 fpm)
		Slow	13 ~ 100 m/min (42 ~ 325 fpm)	15 ~ 75 m/min (49 ~ 246 fpm)	15 ~ 75 m/min (49 ~ 246 fpm)
	Size (L x W x H)		5815 x 54 x 1.3 mm (229" x 2" x 0.05")	4570 x 41 x 1.3 mm (180" x 1.66" x 0.05")	4242 x 32 x 1.1 mm (167" x 1.26" x 0.043")
	Tension		Hydraulic (Automatic blade breakage detection)		
Motor Output	Saw Blade		5.6 kw (7.5HP)	5.6 kw (7.5HP)	3.7 kw (5HP)
	Hydraulic		1.5 kw (2HP)	1.5 kw (2HP)	0.75 kw (1/8HP)
	Coolant Pump				
Coolant	Capacity		80 ℓ (20 gal)	85 ℓ (22.5 gal)	45 ℓ (11.2 gal)
Hydraulic Oil	Capacity		40 ℓ (10 gal)	40 ℓ (10 gal)	25 ℓ (6.2 gal)
	Out Put		38 kg/cm <sup>2</sup> (570 psl)	38 kg/cm <sup>2</sup> (570 psl)	27 kg/cm <sup>2</sup> (570 psl)
Height of Work Bed		700 mm (27.6")	700 mm (27.6")	700 mm (27.6")	
Vise Control		Hydraulic, full stroke, zero clamping			
Feeding	Length		0 ~ 9999.9 mm (0 ~ 177")	0 ~ 9999.9 mm (0 ~ 177")	0 ~ 9999.9 mm (0 ~ 389")
	Restpiece Length		180 mm (7") (single cutting)	50 mm (2.0") (single cutting)	50 mm (2.0") (single cutting)
Net Weight		3800 kgs (8360 lb)	3000 kgs (6600 lbs)	2000 kgs (4400 lbs)	
Gross Weight		4500 kgs (9900 lbs)	3300 kgs (7260 lbs)	2200 kgs (4400 lbs)	
Floor Space		3300 s 2130 s 2345 mm (130" s 84" s 92")	2490 s 2050 s 1735 mm (98" s 80" s 68")	2010 s 2000 s 1500 mm (79" s 79" s 59")	
Shipping Space		3493 x 2286 x 2490 mm (137.5" x 90" x 98")	2720 x 2300 x 1982 mm (107" x 90.5" x 78.2")	2730 x 2260 x 1880 mm (107.5" x 89" x 74")	